







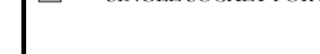
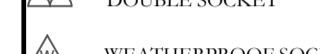




Origin Arch.	Rev.	Cad Ref.	
Origin Struc.	Rev.	Drawn by	JH

Copyright : CES Lighting and Electrical Specialists

Standard Notes
 1. DO NOT SCALE THIS DRAWING. WORK TO DIMENSIONS GIVEN.
 2. ALL DIMENSIONS TO BE VERIFIED FROM SITE MEASUREMENT.
 3. DIMENSIONS ARE IN MILLIMETRES UNLESS OTHERWISE STATED.

LIGHTING KEY:		SMALL POWER KEY:	
●	GENERAL LIGHTING		SINGLE GANG SWITCH
●	FEATURE LIGHTING		DOUBLE GANG SWITCH
●	SERVICE LEADING		TRIPLE GANG SWITCH
●	UP LIGHTING		SINGLE TWO WAY SWITCH
●	EMERGENCY LIGHTING		DOUBLE TWO WAY SWITCH
●	EXTERNAL LIGHTING		TRIPLE TWO WAY SWITCH
●	LOCAL SWITCHED LIGHTING		SINGLE SOCKET
			SINGLE SOCKET FOR LAMP
			DOUBLE SOCKET
			WEATHERPROOF SOCKET
			DISTRIBUTION
			MOTION SENSOR

NOTES:

CES
LIGHTING & ELECTRICAL
SPECIALISTS

Crusader Hall, 25c Stanley Park Rd, Wallington, Surrey SM6 0HL.
 Office: 020 8835 2816
 Email: office@ces-engineers.co.uk
 Website: www.ces-lighting.co.uk

Client
All Saints Church
 Grayswood

Project
All Saints Church
 Grayswood

Drawing Title
WIRING DIAGRAM LAYOUT

Dwg No.	6485-02	Revision	-
Scale	Date	Engineer	Checked
NTS@A1	MAR'20	RS	RS
			Drawing of
			2/2

